Soyuz-U ENEIDE Mission

Instruction - Part 2

Boosters (4 elements needed, sheet 3)

© R. Fortezza (MARS Center 2005)

Microgravity Advanced Research and Support Center

Print 4 copies of the sheet 3 - You need 4 boosters for the Soyuz Rocket !!!

Step1 : Glue the reinforce element inside the Booster base

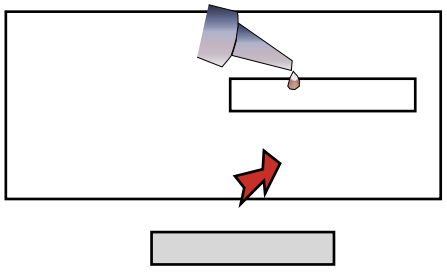

Step 2 : Roll and glue the Booster base

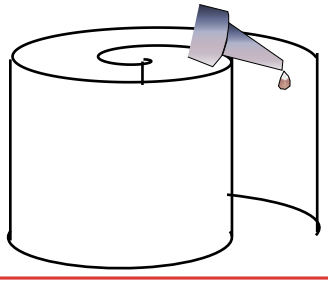

Step 3 : Insert and glue the disk to strength the booster base

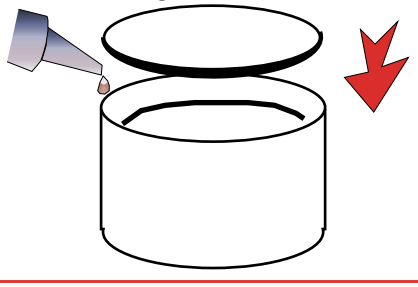

Step 4 : Roll and glue the Booster main body

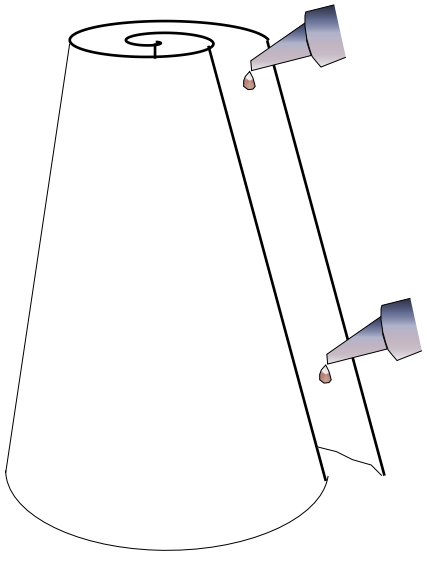

Step 5 : Roll and glue the booster nose cone

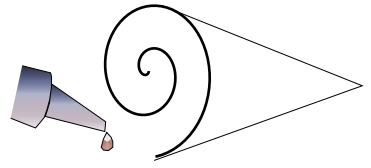

Step 6 : insert the cardboard disk into the nose cone

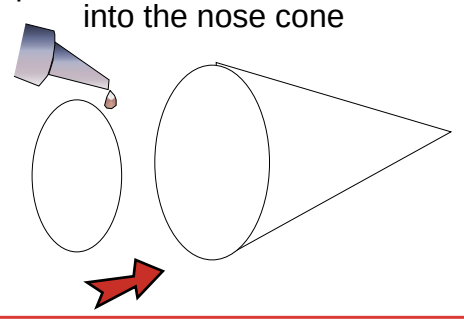

Step 7 :glue together the two part of the fin and bend the gluing part

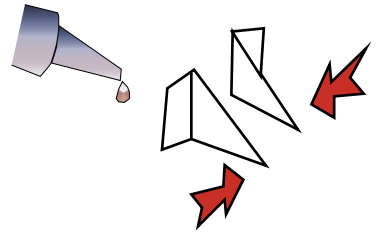

Step 8 :glue the cardboard disk on the booster base

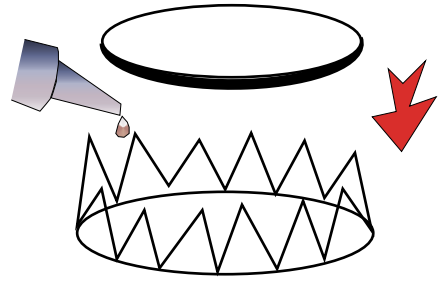

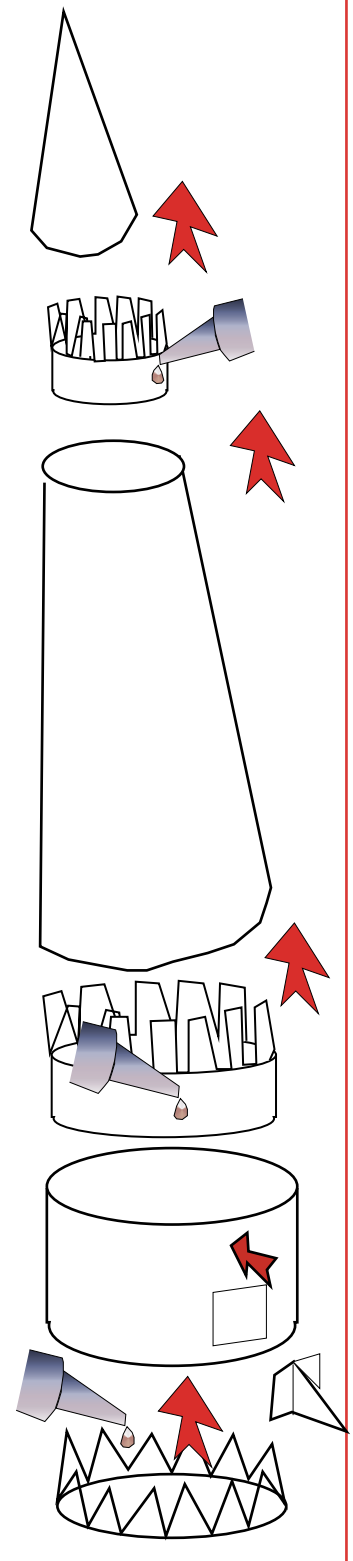

Step 9 : insert the gluing ring end glue together base, body, nose cone and fin