Soyuz-U
Missione Eneide
Istruzioni
Parte 4: Montaggio Finale

Micrograviy Advanced Research and Support Center

Fase 1 : arrotolare ed incollare la la torre di salvataggio

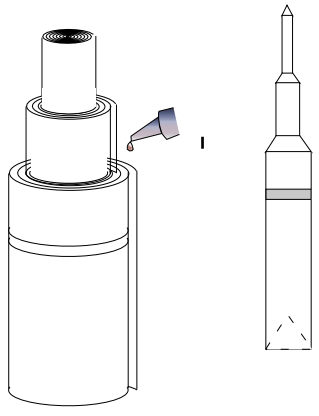

Fase 2: piegare ed incollare i quattro aerofreni

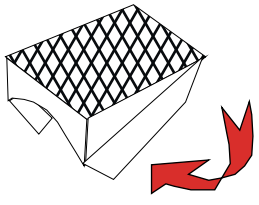

Fase 3:incollare torre di salvataggio e aerofreni

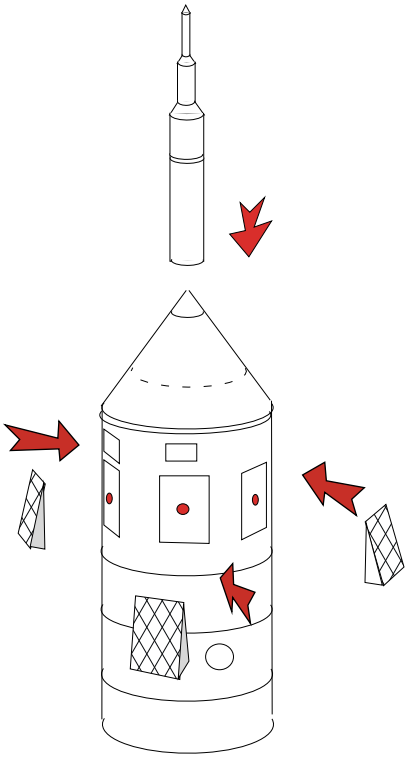

Fase 4 : incollare i booster al corpo principale

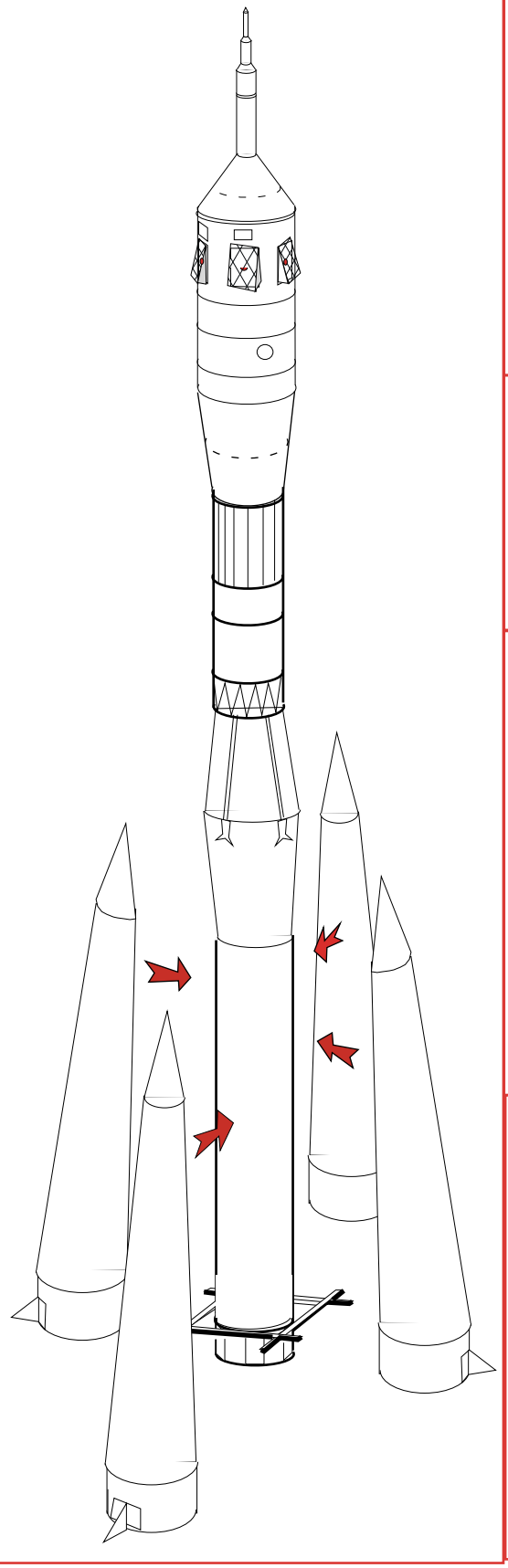

attenzione!! allineamento boosters (vista dal basso)

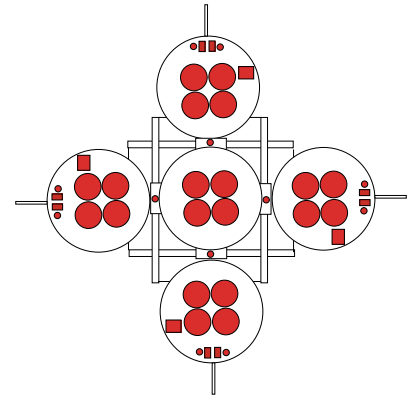

Fase 5 : piegare ed incollare le due metà di ogni ugello

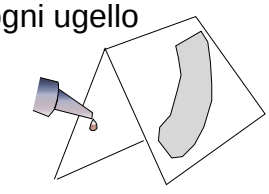

Fase 6 : arrotolare ed incollare ugelli (aiutarsi con una la punta di una penna per gli ugelli dei motori e uno stuzzicadenti per quelli dei vernier)

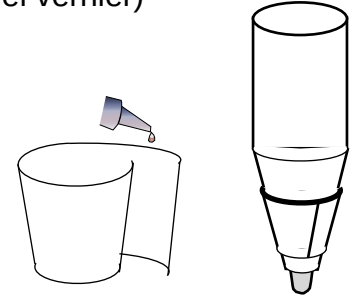

Fase 7: applicare gli ugelli dei motori e dei Vernier sulla base dei motori e dei boosters

