Soyuz-U
Missione ENEIDE
Istruzioni
Parte 3: Secondo stadio foglio 5-7

Micrograviti Advanced Research and Support Center

Fase1 : incollare rinforzi secondo stadio

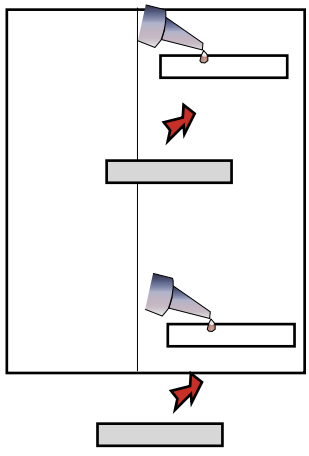

Fase 2 : arrotolare ed incollare corpo principale secondo stadio



Fase 3 : inserire due dischi di rinforzo secondo stadio

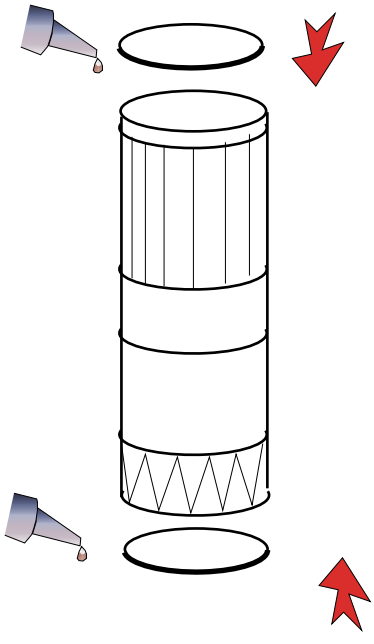

Fase 4 : arrotolare ed incollare cono raccordo secondo stadio

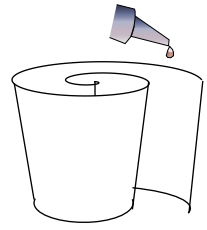

Fase 5 : inserire ed incollare disco di rinforzo

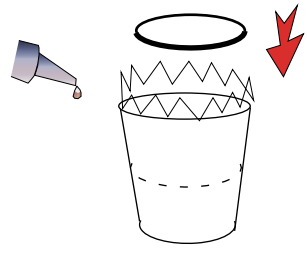

Fase 6 : incollare rinforzi fairing

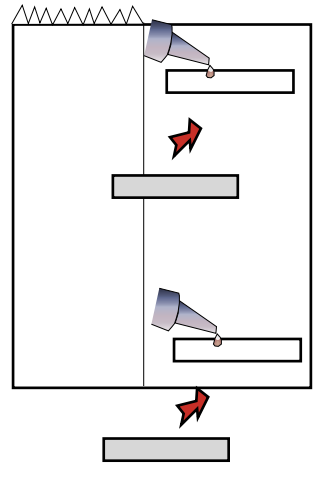

Fase 7 : inserire due dischi di rinforzo fairing

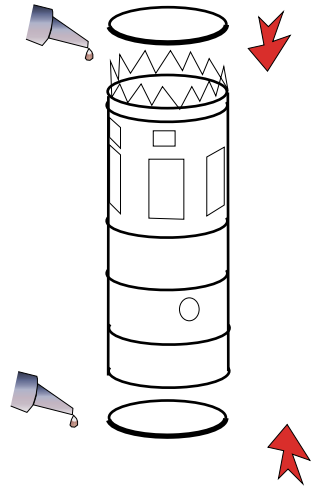

Fase 8 : arrotolare ed incollare cono terminale ogiva

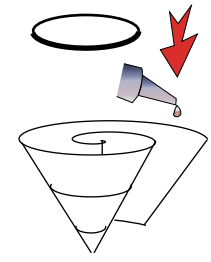

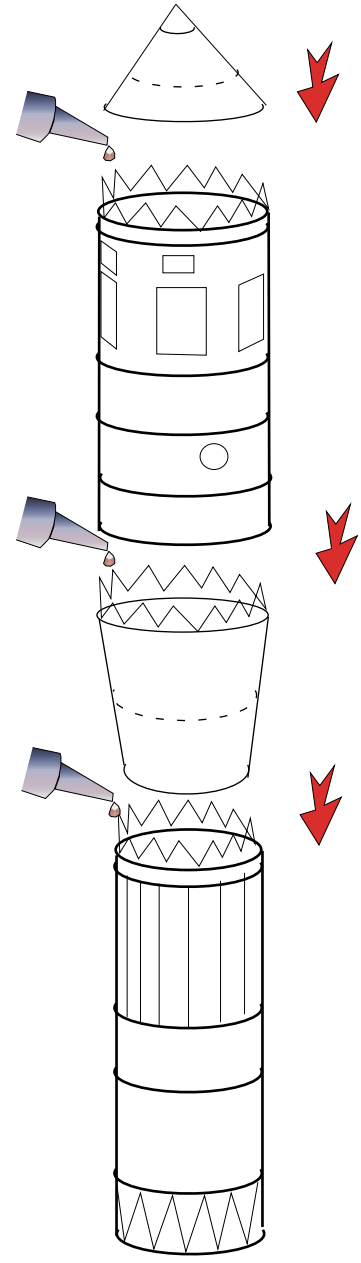

Fase 9 : Incollare base, fairing, gli elementi conici di raccordo superiori e l'ogiva terminale