Sunflora

By Brandon



PaperPokés

paperpokes.blogspot.com





As unconventional as this may seem, the best place to close this model is at the neck. Build the top half then start building the body from the feet/bottom and move back up towards the neck.







Build one at a time and attach to face Clock-wise before moving onto the next pair of petals.

Right Arm



Left Arm


Left Leg
Right Leg