# 1/60 GN-005 VIRTUE
## SELESTIAL BEING MOBILE SUIT

Blog:http://www.papertang.com

1. 请按说明进行组装
2. () 内编号为对称零件编号
3. 方框内*和#为该零件的注意事项
4. “←”为零件组装方向
5. 相同编号图纸R为L的对称零件

线形说明

| | | | | | | | |
|---|---|---|---|---|---|---|---|
| — | 切割线 | — | 山折线 | ▨ | 切除 | × | 粘贴面 |
| ┈ | 粘贴位置 | ---- | 谷折线 | ○ | 背面粘贴 | | |

| | | | | | | | | | | | | | | |
|---|---|---|---|---|---|---|---|---|---|---|---|---|---|---|
| A | B LR | C LR | D LR | E LR | F X2 | G X2 | H | I | J X2 | K | L | M | N | O |
| P X2 | Q X2 | R X2 | S LR | T X2 | U X2 | V X2 | W | X X2 | Y | Z | α X2 | β | γ | |

## 1. 头组合

1

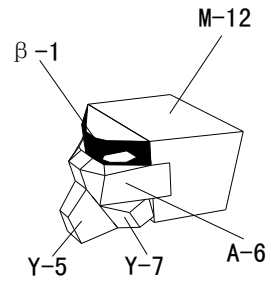


2

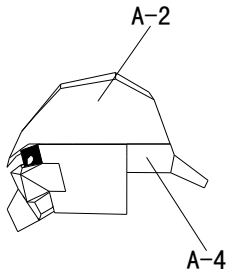


3

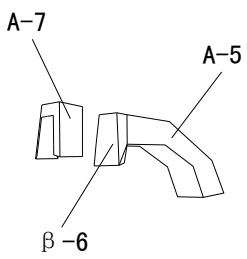


4

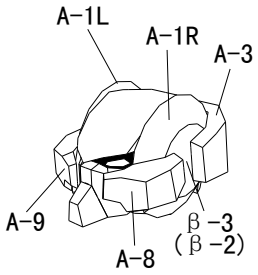


5

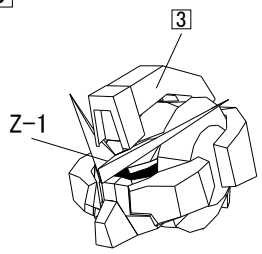


## 2. 身体组合

1

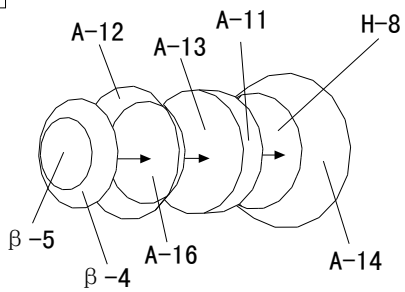


*A-11两面都粘A-13

2

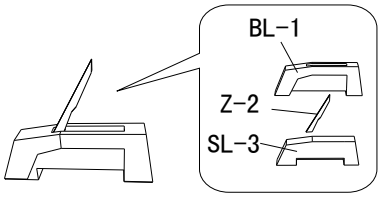


3

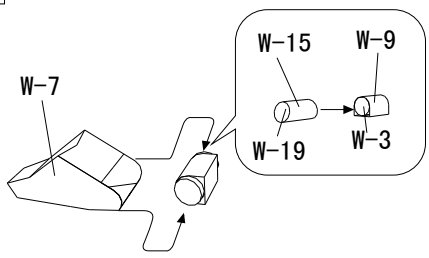


4

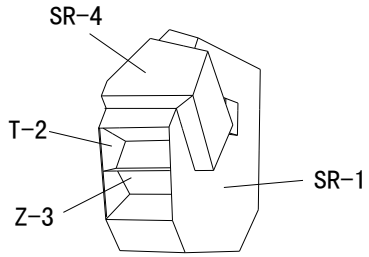


5

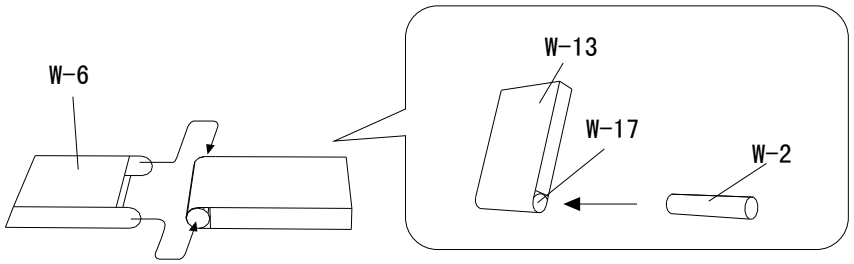


6

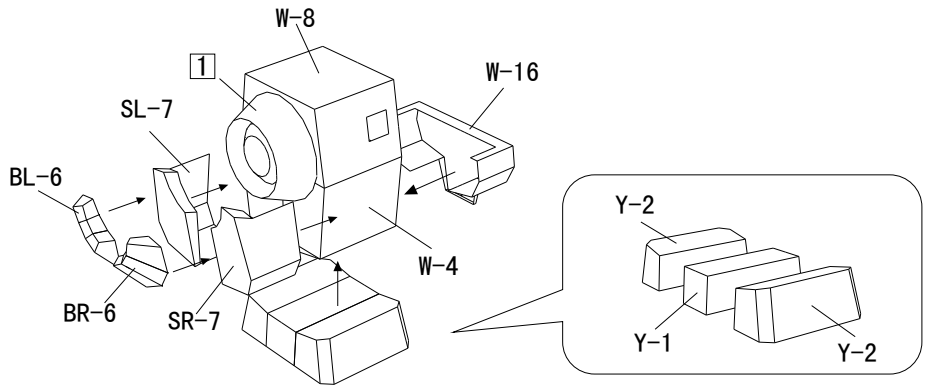


7

