



## **Digimon Ogremon (Body) Papercraft**

**By: [hellsworpapercraft.blogspot.com](http://hellsworpapercraft.blogspot.com)**









































Optionnal >







## Optionnal



# BUILDING TIPS

- Build from the toes and make your way up,  
builds his arms from the hands to the shoulders and  
glue the complete arms to the body
- Some parts are optionnal,  
you can build them if you want a bigger challenge
- His arm band must be assembled first and then close it  
in place directly on his arm.
- The most difficult part is the head,  
First, build the tongue and the mouth interior,  
Then, build his jaws,  
After that, build all the eyes part apart from the rest  
Once the eyes are built, glue them on the rest of his head  
After that, build the horns and the top of his head,  
glue them in place, build the rest of the head and squeeze  
the complete head on his body
- To easily assemble the head on the body, you can use  
a roll of paper put in his neck instead of the tabs.
- To glue the shoulders spikes and the teeth,  
trim out the dark parts on the base, you can use those  
as tabs if you need.
- This model is really difficult to build, if you have  
any problems don't hesitate to ask me for help  
by sending me a mail at [hellsworpapercraft@gmail.com](mailto:hellsworpapercraft@gmail.com)  
I'll help you the best I can, but please write in english or  
in french or I will not be able to answer ^-^

**GOOD LUCK !**